



# Executive Assessment

## Profile of Executive Assessment Testing in Europe

### End of Year Summary, January through December 2022

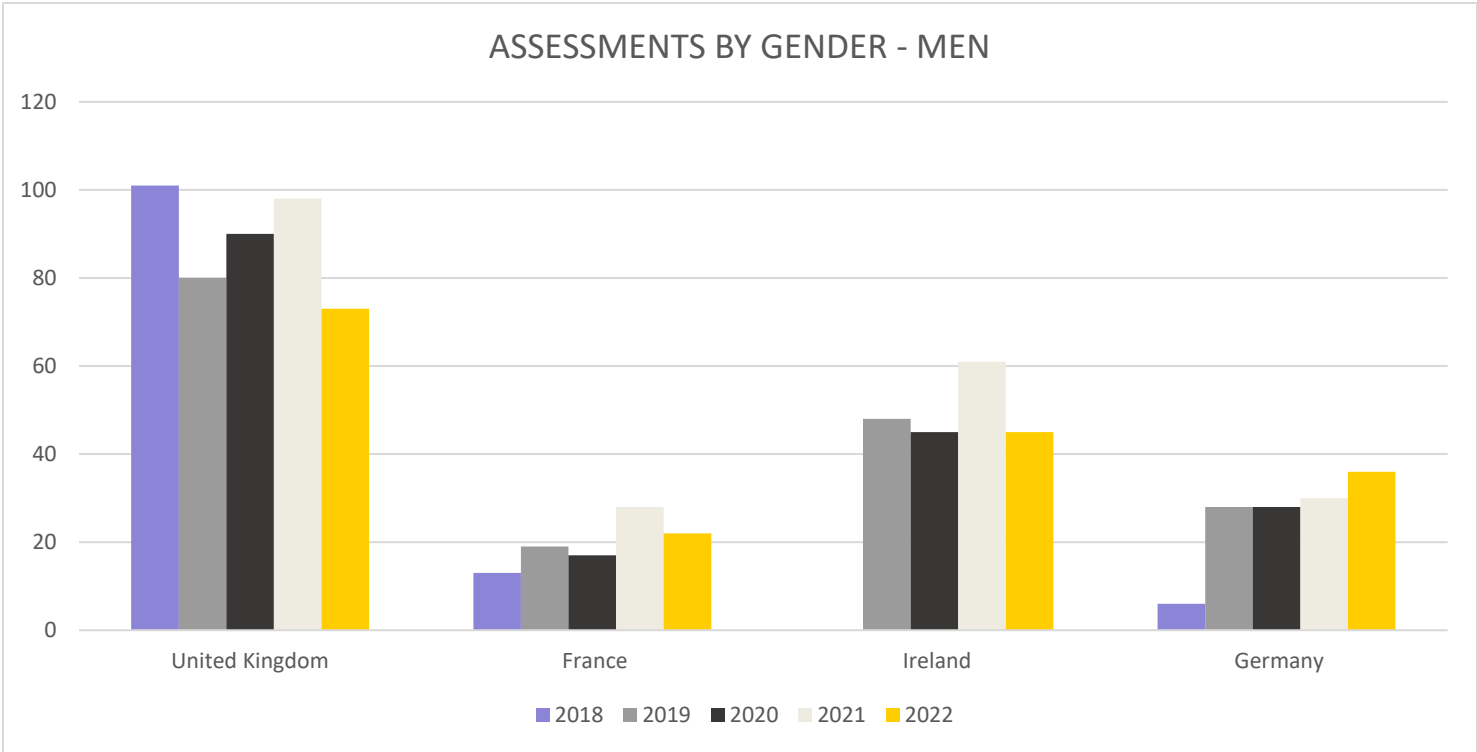
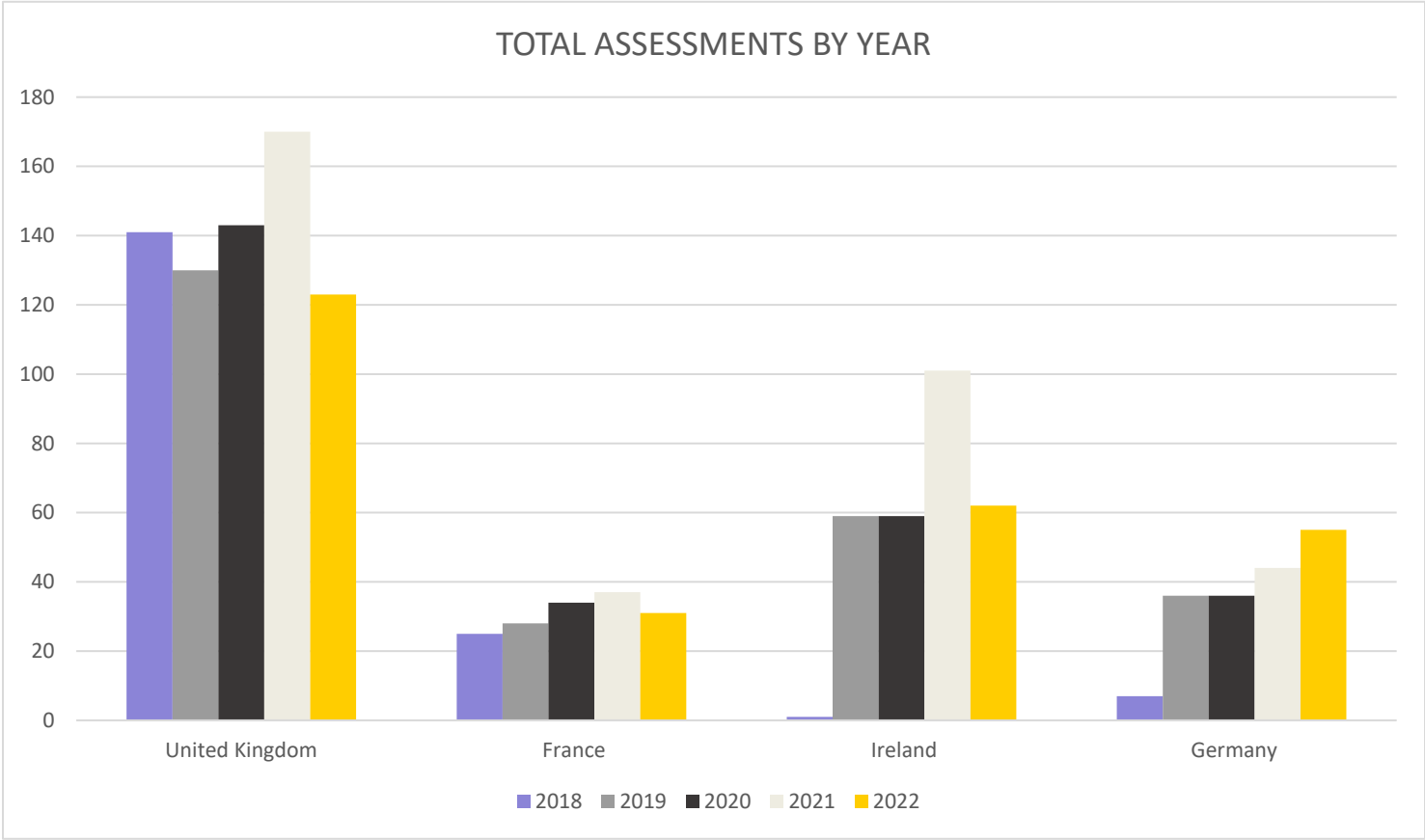
Globally, more than 20,000 Executive Assessments have been completed since 2016. Accepted at over 115 schools and nearly 250 programs around the world, the Executive Assessment is utilized by Executive MBA, Working Professional MBA, Full-Time MBA, Online MBA, PHD, and Masters' programs as part of their admissions process.

This report summarizes the year-end candidate trends and builds on the candidate profiles since calendar year 2018. The information in this report is the assessment numbers and averages broken down by select European countries.

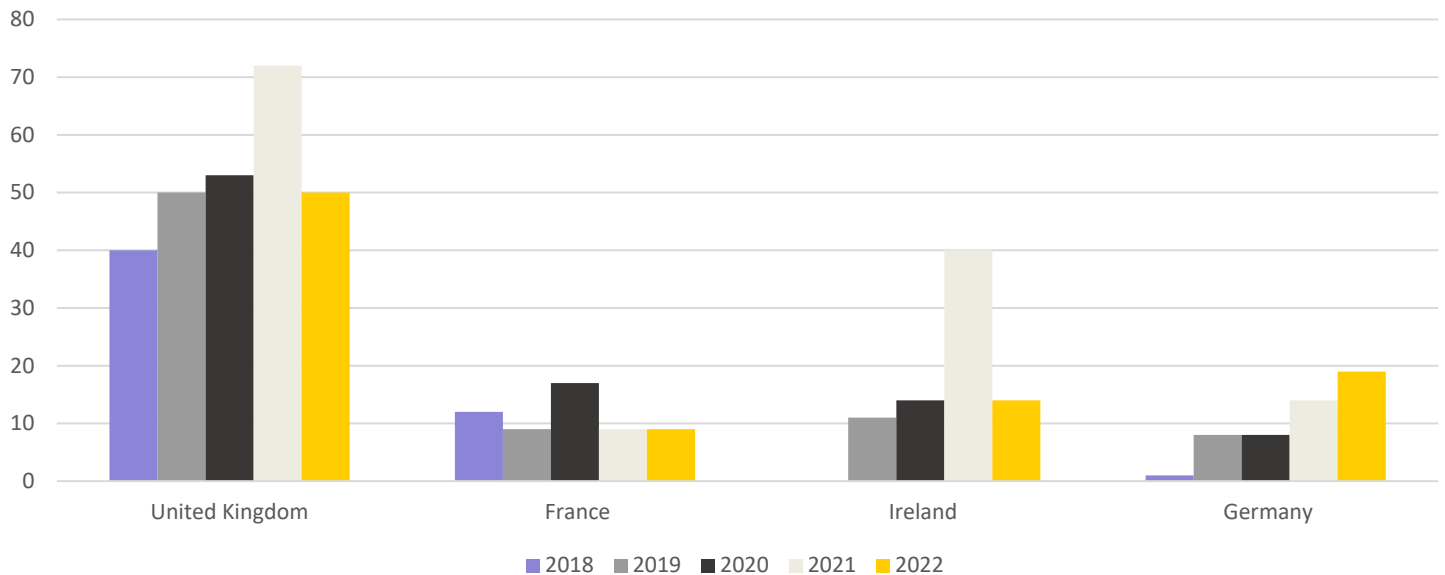
Mean Executive Assessment scores and mean age of candidates are provided for groups with five or more delivered assessments and seven or more score reports sent.

**Table 1: Assessments Delivered by European Countries**

Executive Assessments Taken by Calendar Year						
Assessments Delivered		2018	2019	2020	2021	2022
United Kingdom	Total	141	130	143	170	123
	Men	101	80	90	98	73
	Women	40	50	53	72	50
	Average Age	36.8	36.8	36	35.8	35.96
	Average Score	151.1	151.9	149.8	150.7	149.1
France	Total	25	28	34	37	31
	Men	13	19	17	28	22
	Women	12	9	17	9	9
	Average Age	38.5	36	36.3	37.8	36.9
	Average Score	147.6	152.3	148.8	151.2	152.4
Ireland	Total	1	59	59	101	62
	Men	NA	48	45	61	45
	Women	NA	11	14	40	14
	Average Age	NA	35.7	33.4	36.9	34.9
	Average Score	NA	150.3	149.5	146.9	148.4
Germany	Total	7	29	36	44	55
	Men	6	23	28	30	36
	Women	1	6	8	14	19
	Average Age	34.4	34.2	33.9	35.9	35.4
	Average Score	151.9	150.6	148.9	150.4	150.4



## ASSESSMENTS BY GENDER - WOMEN



## CANDIDATE AVERAGE AGE BY COUNTRY

